

Solved Assignment for Unit 2nd session: 2021

class: - 1st

subject: - English A/B

Lesson no: - 3

Topic: - Why did Seema fall?

A) Circle the correct words.

- 1) Seema has a (big/ small) room.
- 2) The bed cover is (red/blue).
- 3) Seema's room is (untidy/clean).
- 4) One shoe is on the bed/chair).
- 5) Seema has (many/few) toys.

B) Seema runs into the room. What happens next?

Number the sentences:

- 2 she hurts her elbow.
- 3 she starts crying.
- 1 she trips on her bag and falls.

C) Answer these questions:

1) Which colour are the curtains in Seema's room?

Ans) The curtains in Seema's room are blue in colour.

2) Where is Seema's school bag?

Ans) Seema's school bag is on the floor.

3) Where are Seema's books?

Ans) Seema's books are lying on the bed.

4) How many toy cars does Seema have?

Ans) Seema has four toy cars.

5) Where is the teddy?

Ans) The teddy is on the book shelf.

D) Write the opposites: -

1) Above - Below

3) Laugh - cry

2) Dirty - clean

4) Over - Under


6) The word 'blackboard' is made from the two words 'black' and 'board'. Look at the example and make new words.

- 1) Book + shelf = Bookshelf.
- 2) Bed + cover = Bedcover.
- 3) News + paper = Newspaper.
- 4) shoe + lace = Shoelace.

7) Spelling: Fill in 'ai' or 'ay' to complete these words.

- 1) Chair
- 2) Play
- 3) Train
- 4) brain
- 5) tray
- 6) Pray

8) Look at the pictures and fill in the blanks with action words.




1) climb



3) jump



2) eat



4) swim



5) Play



6) Read

9) Fill in the blanks:

- 1) We hear with our ears.
- 2) We clap with our hands.
- 3) We smell with our nose.
- 4) We run with our legs.
- 5) We taste with our tongue.
- 6) We see with our eyes.

K) Write five sentences about Seema.

1) Seema can tie her shoelaces.



2) Seema can read.



3) Seema can write.



4) Seema can climb trees.



5) Seema can dance.



Poem:- Miss Polly.

A) Answer these questions:

1) What did Miss Polly have?

Ans) Miss Polly had a dolly.

2) Who did Miss Polly call for?

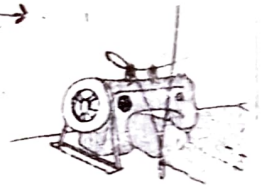
Ans) Miss Polly called for the doctor.

3) What did the doctor come with?

Ans) The doctor came with her bag and her hat.

c) Match the names of people with their things.

Doctor Gardener Tailor Painter Farmer.



Lesson no.:- 4 Topic:- A Rainy Day.

A) Answer these questions.

1) Where is Amol coming back from?

Ans) Amol was coming back from school.

2) Where does Amol stand when it begins to rain?

Ans) Amol stood under a tree when it began to rain.

3) Who comes and stands near him?

Ans) A cute pup came and stood near Amol.

4) Who gets wet first? Write 1, 2 and 3

a) 2 Amol. b) 1 the tree c) 3 the pup.

B) Tick the correct words:

There are black clouds in the sky.

1) Who sees the black clouds? (a) Amol (b) the pup

2) How did he feel? (a) happy — (b) scared

c) Adding to these words and write them on the blanks:

1) Walk — walking 3) Eat — eating

2) Rain — raining 4) stand — standing


5) Help - helping

6) Play - playing

D) Look at the pictures. What kind of a day is it? Write the correct words.




sunny



cloudy



windy



Rainy

E) Use the letters in the box to complete the words.

1) Rain

3) Coat

5) Bear

2) shell

4) Doll

6) Pill

F) Begin with capital letters and end with full stops.

1) it is raining : It is raining.

2) i got wet : I got wet.

3) we will play games : We will play games.

4) we will have fun : We will have fun.

G) Fill in the blanks with 'is', 'am' or 'are'.

1) Jonak is singing.

4) grandpa is playing tennis.

2) The cat is on the mat.

5) We are friends.

3) I am Amol.

H) Change the 'today' words into 'yesterday' words

by adding 'ed'

1) Rain - rained

4) Fill - filled

2) Start - started

5) Walk - walked

3) Climb - climbed

6) Talk - Talked.


Essay: My School

- 1) The name of my school is New Era Public school.
- 2) It is situated at Roj Bagh.
- 3) It has a grand building.
- 4) Mr. shabir Ahmad is the principal of my school.
- 5) He is a learned man, very kind and gentle.
- 6) There are about thousand students in my school.
- 7) There are fifty five teachers in my school.
- 8) They teach us well.
- 9) There is a big library in my school.
- 10) My school shows good result every year. I am proud of it.

Grammar Plus







Topic: Nouns

A) Match the names with the pictures:



7

B) Colour the correct names of animals.

1) 	<p>Cat</p> <p>Lion (colour it)</p> <p>cow</p>	2) 	<p>Fish (colour it)</p> <p>cow</p> <p>snake</p>
3) 	<p>monkey</p> <p>snake (colour it)</p> <p>Lion</p>	4) 	<p>Peacock</p> <p>Horse</p> <p>Rabbit (colour it)</p>
5) 	<p>Horse</p> <p>cow (colour it)</p> <p>Peacock</p>	6) 	<p>cow</p> <p>monkey</p> <p>Dog (colour it)</p>

C) Write the names of people on the blanks:

- 1) Sona is a girl. - girl.
- 2) My uncle likes football - uncle.
- 3) The boy is playing with his sister - boy, sister.
- 4) My grandma is the mother of my father - grandma, mother, father.

D) Complete the names of the things in your class.

- | | |
|------------------------|----------------|
| 1) b l a c k b o a r d | 5) t a b l e |
| 2) c l o c k | 6) w i n d o w |
| 3) b o t t l e | 7) c h a i r |
| 4) b a g | 8) b o o k |

E) Tick the names of places:

- 1) I walk to school. ✓
- 2) John lives in my colony. ✓

3) This shop has many toys.

4) My Aunt works in an office.

5) Our house is near the park.

7) Match 'Column A' with 'Column B' to make

sentences :

Column A

Column B

- | | |
|--------------------------------|-------------|
| 1) Muna works in a | a) park |
| 2) I saw a lion at the | b) pond |
| 3) We cook food in the | c) hospital |
| 4) There are many trees in the | d) kitchen |
| 5) I saw five ducklings in the | e) zoo |

4) Underline the correct places:

1) Rina bought pens from a zoo/shop.

2) A ship/forest has many trees.

3) You sleep in the bedroom/office.

4) You borrow books from a library/forest.

4) Circle the names of places you have visited.

Forest school park Beach [Do it yourself]
Market zoo Playground

1) Rearrange the letters to name these pictures:



yob

1.

boy



abll

2.

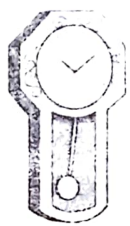
ball



po hs

3.

shop



klcco

4. Clock



yek

5. key



elgi

6. girl



epae

7. Pear



erte

8. tree



tac

9. Cat



irbd

10. bird



ocsk

11. Socks



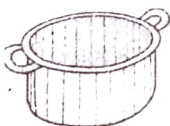
tuh

12. hut



blle

13. bell



utb

14. tub



aogt

15. goat

J) Write one noun for each group:

- 1) Paper pen ruler - pencil
- 2) cycle car ship - bus
- 3) Aunt mother father - uncle
- 4) Dosa cake sandwich - pudding

K) Write 'person', 'animal', 'place' or 'thing'.

1) A table is a thing.

- 2) Siya is a person.
- 3) A rat is an animal.
- 4) A school is a place.
- 5) Sam is a person.
- 6) A hen is an animal.
- 7) A chair is a thing.
- 8) A house is a place.

L) Complete the table with names you know:

People	Animals	Places	Things
girl	cat	shop	clock
Boy	Dog	school	pen
sister	Rat	Park	chair
Brother	Lion	Forest	pencil

M) Write the 'many' words on the blanks:

- | | |
|------------|---------------|
| <u>ONE</u> | <u>MANY</u> |
| 1) Bird | <u>birds</u> |
| 2) Boy | <u>boys</u> |
| 3) Horse | <u>horses</u> |
| 4) Tree | <u>trees</u> |
| 5) Apple | <u>apples</u> |
| 6) Log | <u>logs</u> |

N) Write the 'one' words on the blanks:

- | | |
|-------------|-------------|
| <u>MANY</u> | <u>ONE</u> |
| 1) girls | <u>girl</u> |
| 2) caps | <u>cap</u> |

MANY

ONE

3) Books - book

4) Toys - toy

5) Balls - ball

Q) Colour the 'one' bones 'red'. Colour the 'many' bones 'green'.

Bee

Tin

Top

Dolls

Rabbits

Cup

Ant

crow

Tables

door

tigers

stars

P) Look at the pictures and write the pair words.



1) Bat - ball



2) Towel - soap



3) Bread - butter



4) Uncle - aunt



5) Lock - key



Topic:- Composition (Page no: 43)

A) Write about these pictures:

1) This is an ice-cream.




2) It has two strawberries on it.

3) It is very tasty.

2) 1) That is a room.

2) It has one door.

3) It has three windows.



3) 1.) That is a laptop.

2) It is on the table.

3) It is grey in colour.



4) 1.) This is an elephant.

2) It is very huge.

3) It is grey in colour.

